

Use this guide with your [Master Zyudenchi](#).

Blue represents that the peg should be raised, while **White** pegs should be pressed in.



Insert the Master Zyudenchi into the Gaburevolver with the modified peg side going in first.

To reset, slide the buttons on the front and the back of the Zyudenchi up simultaneously.

Rangers & Armor

Works in the DX & Memorial Gaburevolver as well as Minityra

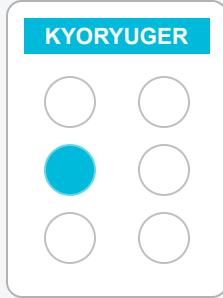

GABUTYRA ○ ● ● ● ● ●	PARASAGUN ○ ○ ● ● ● ●	STEGOTCHI ○ ● ○ ● ● ●	ZAKUTOR ○ ● ○ ● ○ ●	DRICERA ○ ● ● ● ○ ●	PTERAGORDON ○ ○ ● ● ○ ●
ANKYDON ○ ○ ○ ● ● ●	BUNPAKKI ○ ○ ○ ● ○ ●	PLEZUON ○ ● ● ○ ● ●	BRAGIGAS ○ ● ○ ○ ● ●	DEINOCASER ○ ● ○ ○ ○ ●	DEINOSGRANDER ○ ○ ● ○ ● ●
KENTROSPIKER ○ ○ ○ ○ ● ●	STYMERO ○ ○ ○ ○ ○ ●	ALLOMERUS ○ ○ ● ○ ○ ●	BEYONSMO ○ ● ○ ● ○ ○	OVIRAPPOO ○ ● ● ● ● ○	IGERANODON ○ ● ○ ● ● ○
TUPERANDA ○ ● ● ● ○ ○	GURUMONITE ○ ○ ● ● ● ○	ARCHENOLON ○ ○ ○ ● ● ○	PUKUPTOR ○ ○ ○ ● ○ ○	FUTABAIN ○ ○ ● ● ○ ○	TOBASPINO ○ ● ● ○ ○ ●

MOSASAURUS

Sentai Teams (DX Minityra)

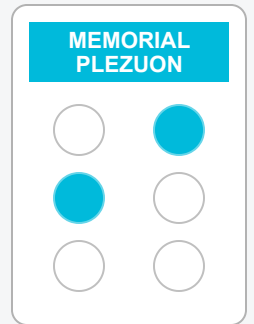

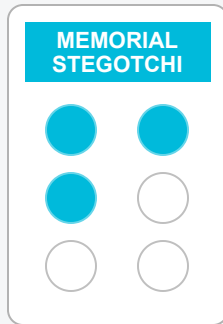
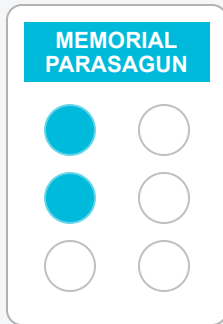

In the DX and Memorial Gaburevolver, these simply say "Super Sentai", excepty Kyoryuger which will say the team

<p>SUPER SENTAI</p>	<p>GORENGER</p>	<p>BATTLE FEVER J</p>	<p>SUN VULCAN</p>	<p>ZYURANGER</p>	<p>DAIRANGER</p>
<p>KAKURANGER</p>	<p>OHRANGER</p>	<p>CARRANGER</p>	<p>MEGARANGER</p>	<p>GINGAMAN</p>	<p>GOGO V</p>
<p>TIMERANGER</p>	<p>GAORANGER</p>	<p>HURRICANEGER</p>	<p>ABARANGER</p>	<p>DEKARANGER</p>	<p>MAGIRANGER</p>
<p>BOUKENGER</p>	<p>GEKIRANGER</p>	<p>GO-ONGER</p>	<p>SHINKENGER</p>	<p>GOSEIGER</p>	<p>GOKAIGER</p>



Memorial Zyudenchi

New codes for the Memorial releases of the Zyudenchi. Designed for the Memorial Gaburevolver



Misc

Some of these only work in DX Minityra

